




## 372 XP®

A true professional saw in the larger mid-size class, built for very demanding applications. The crankcase and crankshaft are extra heavy-duty and the carburettor has vibration damping in order to handle high speeds and high loads. The saw combines low weight, high power and rapid acceleration with flexible operation. The XP® G model has both heated handles and carburettor.




### AIR INJECTION

Centrifugal air cleaning system for reduced wear and longer operating time between filter cleanings.




### LOWVIB®

Effective anti-vibration dampeners absorb vibration, sparing the user's arms and hands.



### SIDE-MOUNTED CHAIN TENSIONER

Side-mounted chain tensioner makes chain adjustment quick and easy.



### THREE-PIECE CRANKSHAFT

Forged three-piece crankshaft for maximum durability for the toughest applications.

## Features

- Magnesium crankcase designed for professional use
- Adjustable chain oil pump
- Ergonomic grip with angled front handle
- Quick-release air filter
- Easy to maintain with snap locked filter cover
- Smart Start® for easy starting
- Increased safety, inertia activated chain brake

## Technical data

Cylinder displacement	70.7 cm <sup>3</sup> / 4.3 cu.inch
Power output	3.9 kW
Maximum power speed	9600 rpm
Maximum recommended engine speed	13500 rpm
Idling speed	2700 rpm
Spark plug	Champion RCJ7Y, NGK BPMR7A
Electrode gap	0.5 mm / 0.02"
Oil tank volume	0.4 lit / 0.84 US pint
Oil pump type	Adjustable flow
Oil pump capacity	4-20 ml/min
Equivalent vibration level (ahv, eq) front / rear handle	3.5/4 m/s <sup>2</sup>
Sound pressure level at operators ear	103 dB(A)
Sound power level, guaranteed (LWA)	115 dB(A)
Chain pitch	3/8"
Recommended bar length, min-max	38-71 cm / 15"-28"
Chain speed at max power	21.4 m/s / 70.21 fts
Weight (excl. cutting equipment)	6.1 kg / 13.4 lbs