



Permanent Pothole Repair Wet

Cold Lay Asphalt Concrete for Pothole Repair

Information

Ultracrete Permanent Pothole Repair Wet is durable in all weathers and is specifically formulated to withstand extremely wet conditions. This enhanced product has a high degree of water tolerance which helps prevent washout therefore increasing the life and durability of the repair.

It is an ideal solution for roads, pavements, driveways and car parks. The product can be trafficked instantly and is compatible with the existing road surface. Ultracrete Permanent Pothole Repair Wet can be applied at depths up to 100mm. (Greater depths can be achieved by applying the layer-on-layer method).

Technical

Ultracrete Permanent Pothole Repair Wet includes fully graded, high PSV interlocking aggregate and specially formulated bitumen

Application

1. Ensure pothole is free of debris. **This is extremely important to ensure longevity of repair. Failure to do so will result in the material adhering to the loose debris instead of the substrate, and early break out.**
2. Apply the product slightly proud of the pothole.
3. Compact with a hand tamper, or suitable mechanical alternative.


Health & Safety

The binder used in Ultracrete Permanent Pothole Repair Wet is particularly tenacious. Ensure that protective gloves, overalls and protective footwear are worn at all times while handling the material. Avoid skin contact. However, should the bitumen binder adhere to the skin it can be removed with soap and water. Seek medical advice if discomfort continues. If product comes into contact with the eyes rinse with plenty of water and seek medical advice. For full updated Material Safety Data Sheet please visit instarmac.co.uk



Features & Benefits

- Designed to be used in the wet
- No special preparation needed
- Instant trafficking
- Achieve first time repair - Only one visit required
- Recyclable containers
- Compatible with flexible road surfaces
- Solvent free
- Ready to use
- Polished Stone Value (PSV) - 60
- Absolutely no waste
- No need to prime



Used by Local Authorities and major contractors for over 35 years




Permanent Pothole Repair Wet

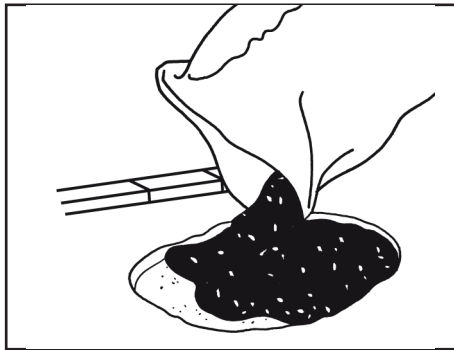
Cold Lay Asphalt Concrete for Pothole Repair

Physical Properties

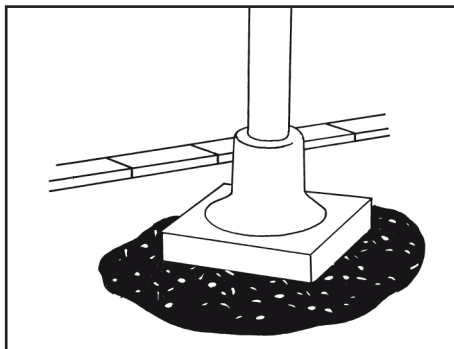
Dense Mix	PSV	Colour	Unit/Packaging
	60	Black	25kg plastic containers



1. Ensure pothole is free from debris



2. Fill with Permanent Pothole Repair Wet, slightly proud of the pothole



3. Compact with a hand tamper or suitable mechanical alternative

Product Details	
Storage	Store in a cool and well-ventilated place.
Shelf Life	6 months (in correct conditions for sealed goods)
Coverage	Approximately 1m ² at 12mm -15mm compacted*
Handling Guidelines	Ultracrete Permanent Pothole Repair Wet is manufactured and delivered within as short a time as possible to ensure fresh easy to lay material is supplied. It should be noted that tubs on pallets, particularly those at the bottom, could appear firm. Applying light pressure to the edge of the bag will restore the material to its normal consistency.

*depending on surface regularity of the reinstatements

Contact Us

RIVVAL LTD Drumconrath Rd, Carrickasedge, Carrickmacross, Co. Monaghan, Ireland
 Tel: +353 (0) 42 9690882
 Email: sales@rivval.com Website: www.rivval.com